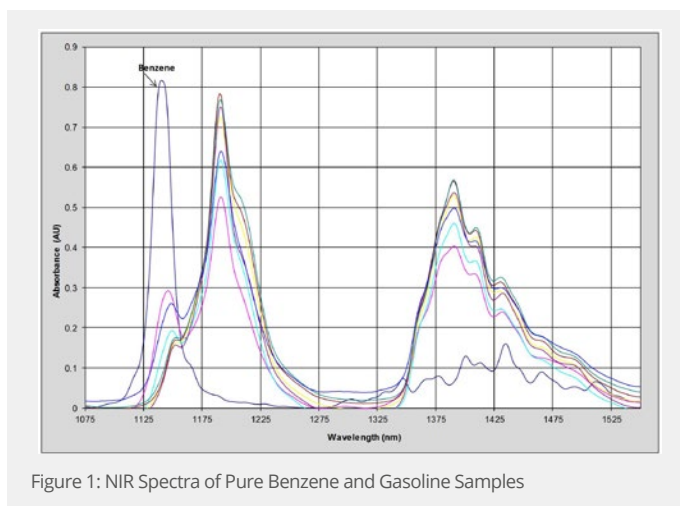


## APPLICATION NOTE

### % Benzene in Gasoline

Benzene is a naturally occurring compound in crude oil and a very useful chemical solvent and feedstock. Unfortunately, it can be a significant health risk and is therefore environmentally regulated in many common products especially gasoline. Thus strict limits are put on the concentration and accurate measurements are required. The traditional analytical method for measuring benzene is gas chromatography (GC), which is time and labor intensive. This note will discuss the use of our hardware and software tools for the measurement of % Benzene in fuel products using fiber optic-based, Near-Infrared (NIR) spectroscopy. NIR can be applied in real time directly in process monitoring or as a laboratory procedure. In either case NIR is a time and money saving alternative to traditional methods.



## Measurement Background

The NIR region of the electromagnetic spectrum allows the use of the overtone and combination bands of the C-H, O-H, and N-H fundamentals. By measuring the NIR spectra of a series of fuel samples of known benzene concentration, a quantitative model can be developed which will allow the measurement of benzene in future samples based only on their NIR spectrum. Our analyzer systems use fiber optics to allow the sample probe to be located in remote locations away from the spectrometer itself.

## Experimental

The NIR spectra of a group of 150 different process gasoline samples with known benzene concentration ranging from 0.2 to 6.0% were measured between 1000 and 1600 nm using our NIR Spectrometer. Figure 1 shows the absorbance spectrum of pure benzene along with representative spectra of gasoline samples collected using an on-line process probe with a 1 cm pathlength. For this application, data preprocessing consisted of a simple 2-point baseline correction to remove any offset. The spectra and concentration data were submitted to a 3rd party software and a calibration model was developed using PLS regression methodology. For a discussion of PLS and other multivariate calibration techniques see Martens & Naes 1 and ASTM E1655<sup>2</sup>.

## Results

The model was used to predict benzene concentrations using an in-situ probe inserted in a process stream measuring in real time. The results for this are shown in Figure 2 as a scatter plot and in Figure 3 as a trend plot. The model produced a prediction RMSEP (root mean square error of prediction) of 0.30% benzene. This is in good agreement with the accuracy of the standard laboratory method.

## Conclusion

The measurement of benzene in gasoline using NIR spectroscopy is both fast and reliable utilizing our hardware and software tools as described here. This method minimizes the need for laboratory sample collection. Results are available in real-time (seconds) for multiple parameters in complex streams. For more detailed information regarding system specifications please contact a Process Insights sales or technical specialist.

## References

1. H. Martens, T. Naes, Multivariate Calibration, John Wiley & Sons, 1989.
2. ASTM E1655 Standard Practices for Infrared, Multivariate, Quantitative Analysis.

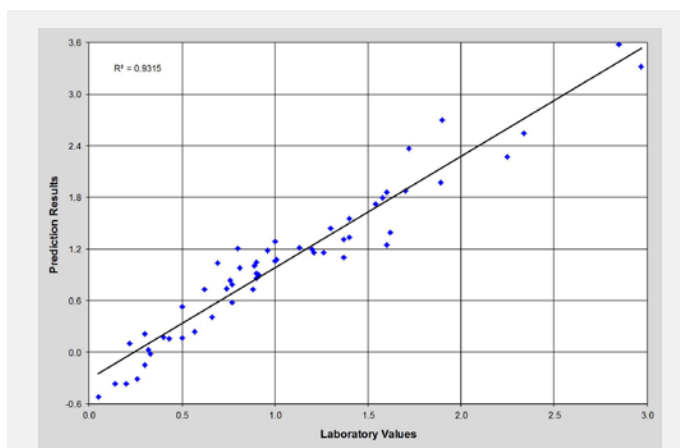


Figure 2: Prediction of Low Benzene Levels

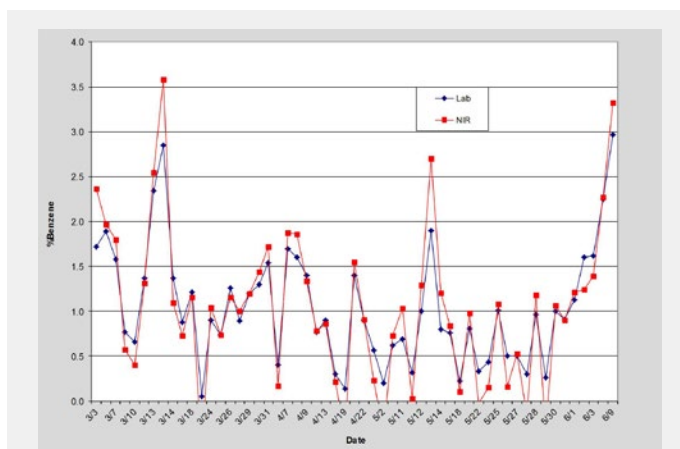


Figure 3 Trend Plot Lab vs NIR % Benzene

## GAIN REAL-TIME INSIGHT INTO YOUR PROCESS

Process Insights manufactures and delivers premium sensors, monitors, detectors, analyzers, instrumentation, and software that are mission-critical to keep your operations, personnel, and the environment safe – every day across the globe.

Get the most reliable, precision analytical technologies available on the market today. We will work to match your needs and budget, and provide the optimal, and most stable process analysis solution for your application.

---

## CENTERS OF EXCELLENCE | PROVIDING PROVEN SOLUTIONS

Process Insights is committed to solving our customers' most complex analytical, process, and measurement challenges everyday.

### Process Insights – The Americas

4140 World Houston Parkway Suite 180, Houston, TX 77032, USA +1 713 947 9591

### Process Insights – EMEA

ATRICOM, Lyoner Strasse 15, 60528 Frankfurt, Germany +49 69 20436910

### Process Insights – APAC


Wujiang Economic and Technology, Development Zone, No. 258 Yi He Road, 215200 Suzhou, Jiangsu Province, China +86 400 086 0106

---

For a complete range of products, applications, systems, and service options, please contact us at: [info@process-insights.com](mailto:info@process-insights.com)

For a complete list of sales & manufacturing sites, please visit: <https://www.process-insights.com/about-us/locations/>

COSA Xentaur, Tiger Optics, Extrel, Alpha Omega Instruments, ATOM Instrument, MBW Calibration, MGA, Guided Wave, ANALECT and LAR TOC Leader are trademarks of Process Insights, Inc.



REVOLUTIONIZING MEASUREMENT

**EVERYWHERE**