

PRODUCT DATASHEET

HALO OK™: Trace-Level Oxygen Analyzer




Designed for trace-level oxygen analysis, the HALO OK offers:

- Industry-leading parts-per-trillion detection capability
 - Unprecedented speed of response
 - Wide dynamic range
 - Absolute measurement (freedom from need for calibration gases)
 - Low maintenance and cost of ownership
 - Compact, portable package, ideal for both fixed and mobile cart installation
 - Direct measurement in many matrices, including pure carbon dioxide (CO₂)
-

Leading Choice for Ultra-high Purity Gas Users

Detect gas quality upsets before they damage your process. Using HALO OK oxygen analyzer, you can verify oxygen impurity levels with part-per-trillion accuracy, drift-free stability and instantaneous response. You'll find our system exceptionally easy and fast to install, and effortless to maintain, with built-in zero verification. Its robust design – free of moving parts – results in an analyzer that has a high Mean Time Between Failure (MTBF) rate and a very low Cost of Ownership (CoO).

With its patented catalytic conversion technique, utilizing a minute amount of hydrogen to cleanly and safely convert oxygen to moisture, the OK offers a fully laser-based solution for Continuous Quality Control of your process. Based on powerful Cavity Ring-down Spectroscopy, the HALO OK aligns with the SEMI F-112 standard for moisture dry-down characterization of gas systems. Pair the HALO OK with our HALO KA or HALO KA Max for ppt-level moisture measurement and enjoy the many advantages of profit-boosting CRDS technology for both critical contaminants.



HALO OK

Trace-Level Oxygen CRDS Analyzer



Performance

Operating range:	Turn page for gas performance table
Detection limit (LDL, 3σ/24h):	Turn page for gas performance table
Precision (1σ, greater of):	$\pm 0.75\%$ or 1/3 of LDL
Accuracy (greater of):	$\pm 4\%$ or LDL
Speed of response:	< 3 minutes to 95%
Environmental conditions:	10°C to 40°C, 30% to 80% RH (non-condensing)
Storage temperature:	-10°C to 50°C

Gas Handling System and Conditions

Wetted materials:	316L stainless steel, 10 Ra surface finish
Leak tested to:	1 x 10 ⁻⁹ mbar l / sec
Gas connections:	1/4" male VCR
Sample inlet pressure:	10 – 125 psig (1.7 – 9.6 bara)
Sample flow rate:	0.5 to 1.8 slpm (gas dependent)
Sample gases:	Most inert matrices
Gas temperature:	Up to 60°C
H₂ supply requirements*:	~15 sccm, 20 – 125 psig

Dimensions & Weight

Standard sensor: H × W × D 8.73 × 19.0 × 23.6 in (222 × 483 × 599 mm)

Standard sensor weight: 45 lbs (20.4 kg)

Electrical & Interfaces

Platform Max Series analyzer

Alarm indicators: 2 user programmable, 1 system fault, Form C relays

Power requirements: 100 – 240 VAC, 50/60 Hz

Power consumption: 450 Watts max.

Signal output: Isolated 4–20 mA

User interfaces: 5.7" LCD touchscreen. 10/100 Base-T Ethernet. USB, RS-232, RS-485. Modbus TCP (optional)

Data storage: Internal or external flash drive

Certification: CE Mark

*H₂ supply (maximum 10 ppm H₂O and O₂ impurity) is required for sample conditioning via catalytic conversion. For enhanced safety, a special model is available which uses a mixture of 3% H₂/97% N₂ as an alternative to pure H₂. See next page for detection performance specifications.

Standard Model (using pure H₂ utility gas)

Performance, O ₂	Range	LDL [†] (3σ)	Precision (1σ) @ zero
In Helium:	0 – 0.5 ppm	50 ppt	17 ppt
In Argon:	0 – 1 ppm	90 ppt	30 ppt
In Hydrogen:	0 – 1 ppm	150 ppt	50 ppt
In Nitrogen:	0 – 2.5 ppm	200 ppt	70 ppt

CO₂ Model (using pure H₂ utility gas)

Performance, O ₂	Range	LDL [†] (3σ)	Precision (1σ) @ zero
In Helium:	0 – 0.5 ppm	50 ppt	17 ppt
In Argon:	0 – 1 ppm	90 ppt	30 ppt
In Hydrogen:	0 – 2 ppm	150 ppt	50 ppt
In Nitrogen:	0 – 2.5 ppm	200 ppt	70 ppt
In Carbon Dioxide:	0 – 5 ppm	5000 ppt [‡] / 1000 ppt [§]	300 ppt

Enhanced Safety Model (using 3% H₂/97% N₂ mixture utility gas)

Performance, O ₂	Range	LDL ^{†,‡}	Precision (1σ) @ zero
In Helium:	0 – 0.5 ppm	400 ppt	17 ppt
In Argon:	0 – 1 ppm	400 ppt	30 ppt
In Hydrogen:	0 – 2 ppm	400 ppt	50 ppt
In Nitrogen:	0 – 2.5 ppm	400 ppt	70 ppt

Contact us for additional analytes and matrices or information about our optional purged enclosure.

[†]LDL is dependent upon the quality of the sample gas and the integrity of the sampling system.

[‡]LDL is limited by minimum achievable O₂ concentration, not by 3σ baseline noise.

[§]LDL of 1000 ppt requires addition Gas Panel and Linear Fit Mode. Please contact us for more information.

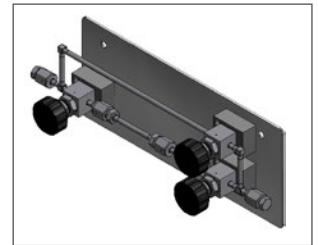
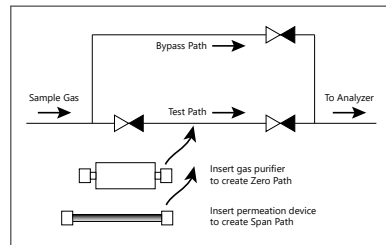
U.S. Patent # 7,277,177 • U.S. Patent # 7,255,836

Optional Packages

Customize your HALO OK analyzer with these powerful add-ons:

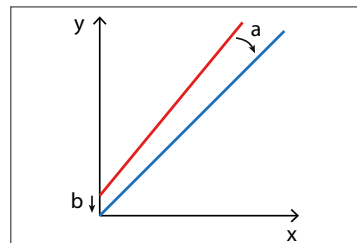
Zero Gas Panel

- Inserting a purifier into the Test Path allows for verification of the analyzer's Zero Calibration
- Helps achieve lower detection limit in CO₂ in combination with Linear Fit Mode
- Spool pieces are included to allow insertion of purifiers with different lengths



Linear Fit Mode

- Linear $y = a x + b$ fit function permits user-defined calibration curves with programmable slope (a) and offset (b)
- Automatically adjusts readings to factor in dilution probes and sampling system offsets, while retaining absolute data
- Enables custom zero calibration for lower LDL in CO₂ in combination with Zero Gas Panel



Annual Performance Verification

- Low-cost and easy remote verification process, with no need to return the analyzer to the factory
- Annual verification ensures that your analyzer continues to meet its original specifications
- Up-to-date Verification Certificate to comply with your QA/QC standards



Installation & Commissioning Package

- On-site analyzer installation and start-up trained personnel
- Ensuring correct installation helps prevent future issues with the analyzer or your sampling system
- Gain peace of mind and save money in the long run



GAIN REAL-TIME INSIGHT INTO YOUR PROCESS

Process Insights manufactures and delivers premium sensors, monitors, detectors, analyzers, instrumentation, and software that are mission-critical to keep your operations, personnel, and the environment safe – every day across the globe.

Get the most reliable, precision analytical technologies available on the market today. We will work to match your needs and budget, and provide the optimal, and most stable process analysis solution for your application.

CENTERS OF EXCELLENCE | PROVIDING PROVEN SOLUTIONS

Process Insights is committed to solving our customers' most complex analytical, process, and measurement challenges everyday.

Process Insights – The Americas

4140 World Houston Parkway Suite 180, Houston, TX 77032, USA +1 713 947 9591

Process Insights – EMEA

ATRICOM, Lyoner Strasse 15, 60528 Frankfurt, Germany +49 69 20436910


Process Insights – APAC

Wujiang Economic and Technology, Development Zone, No. 258 Yi He Road, 215200 Suzhou, Jiangsu Province, China +86 400 086 0106

For a complete range of products, applications, systems, and service options, please contact us at: info@process-insights.com

For a complete list of sales & manufacturing sites, please visit: <https://www.process-insights.com/about-us/locations/>

COSA Xentaur, Tiger Optics, Extrel, Alpha Omega Instruments, ATOM Instrument, MBW Calibration, MGA, Guided Wave, ANALECT and LAR TOC Leader are trademarks of Process Insights, Inc.



REVOLUTIONIZING MEASUREMENT

EVERYWHERE